



# KEY STATISTICS 2019

## 274

Full Time  
Equivalent Staff  
(FTE)



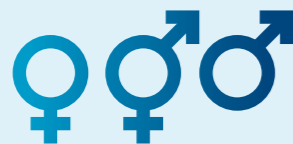
## 59

Academic

## 215

Professional

Gender  
(FTE)



Female  
Male

189  
85

## 3,194

Equivalent Full-Time  
Students (EFTS)



Pacific Islands Student Enrolments	2017	2018	2019
Equivalent Full-Time Students (EFTS)	3,146	3,233	3,194
By Course Funding Level (EFTS)			
Degree	2,548	2,610	2,589
Non-Degree	172	170	154
Research Postgraduate	99	110	111
Taught Postgraduate	327	343	340



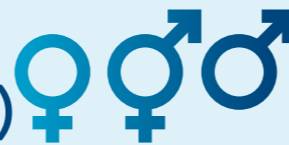
## 800+

Pacific Graduates per Year

## 134

Pacific PhDs since 2001

Gender  
(Headcount)

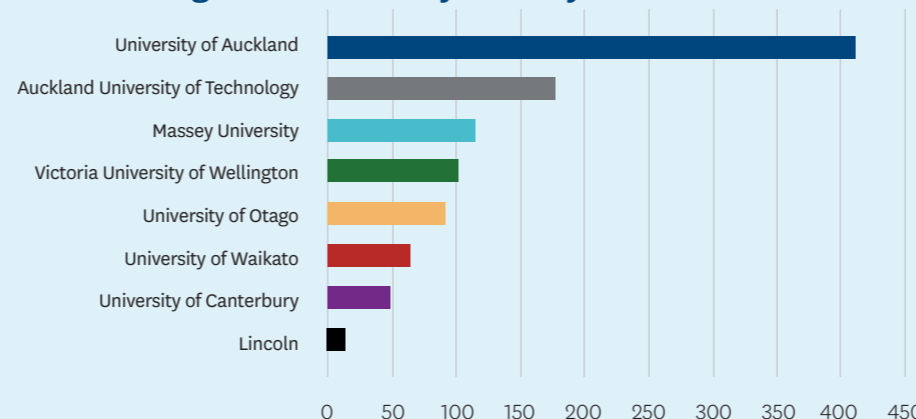


Male 1,361  
Female 2,744  
Diverse 13

Student Workload (Headcount)	2017	2018	2019
Full Time	2,466	2,566	2,505
Part Time	1,577	1,567	1,613
<b>Total</b>	<b>4,043</b>	<b>4,133</b>	<b>4,118</b>

Tertiary Provider	Pacific Undergraduate EFTS
University of Auckland	2,316
Auckland University of Technology	2,480
University of Otago	542
Victoria University of Wellington	521
Massey University	442
University of Waikato	445
University of Canterbury	233
Lincoln	23

Pacific Postgraduate EFTS by Tertiary Providers



Pacific Ethnicities\*

# 4,118

Pacific Students  
by Headcount



## 383

Cook Islands



## 734

Fiji



## 225

Niue



## 1,846

Samoa



## 39

Tokelau



## 1,037

Tonga

## 254

 Other Pacific Island

\* the number of students associated with each ethnicities. For example, a student who is both Samoan and Cook Island Maori will be counted towards both flags.



## NEW ZEALAND'S TOP RANKED UNIVERSITY\*

\*QS World University Rankings 2019

# #1 IN NEW ZEALAND

for 37 of the 41 subjects  
in which we are ranked\*

\*QS World University Rankings by Subject 2019



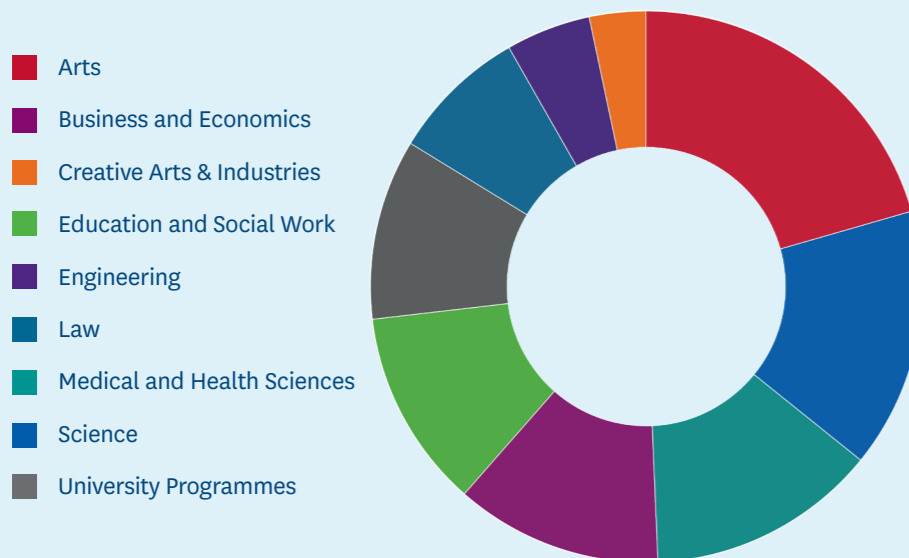
Completions by Qualification	2016	2017	2018
Doctorals	9	6	10
Masters	73	79	73
Bachelors with Honours	50	65	50
Postgraduate Diploma/Certificate	136	134	148
Bachelors	398	383	320
Undergraduate Diploma/Certificate	51	50	31
Foundation Diploma/Certificate	113	83	68
<b>Total</b>	<b>830</b>	<b>800</b>	<b>700</b>

**Note:**

· Formal qualifications only are included for EFTS and completions.

Qualifications Awarded by Faculty	2017	2018	2019
Arts	138	142	128
Business and Economics	91	93	86
Creative Arts and Industries	28	31	24
Education and Social Work	164	156	107
Engineering	30	35	27
Law	30	34	26
Medical and Health Sciences	161	168	198
Science	112	93	60
University Programmes	79	51	46
<b>Total</b>	<b>833</b>	<b>803</b>	<b>702</b>

**Programme Enrolments by Faculty**



Pacific Research Clusters
Pacific Studies
Pacific Education
Pacific Health
Pacific Languages (Tongan, Samoan, Cook Islands Maori)
Pacific Law and Criminology



\*THE University Impact Rankings 2019

**2018 research commercialisation (Auckland UniServices Ltd.)**

- Generated \$169.4m of new research contracts
- 84 patents licensed
- 11 businesses created to commercialise University research



\*QS Graduate Employability Rankings 2019

**CONTACT:**

Email: [studentinfo@auckland.ac.nz](mailto:studentinfo@auckland.ac.nz)

Phone: 0800 61 62 63

Fax: 0800 61 62 64