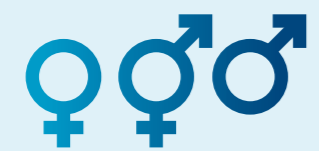


KEY STATISTICS 2018

5,556 

Full Time Equivalent staff (FTE)

 **2,347** Academic
 **3,209** Professional


Gender (FTE)  Female 3,106
Male 2,436
Diverse 1
Not provided 13

Academic staff by position (FTE)	
Professor	14%
Associate Professor	14%
Research Fellow and Senior Research Fellow	14%
Senior Lecturer	24%
Lecturer	8%
Professional Teaching Fellow	13%
Other teaching and research roles	13%



Student : academic staff ratio
(EFTS : AFTE)

18.1




33,805



Equivalent Full-Time Students (EFTS)

Student enrolments	2016	2017	2018
Equivalent Full-Time Students (EFTS)	33,118	33,366	33,805
By course funding level (EFTS)			
Non-Degree	530	504	513
Degree	24,720	24,694	24,875
Taught Postgraduate	5,033	5,242	2,965
Research Postgraduate	2,819	2,914	5,441

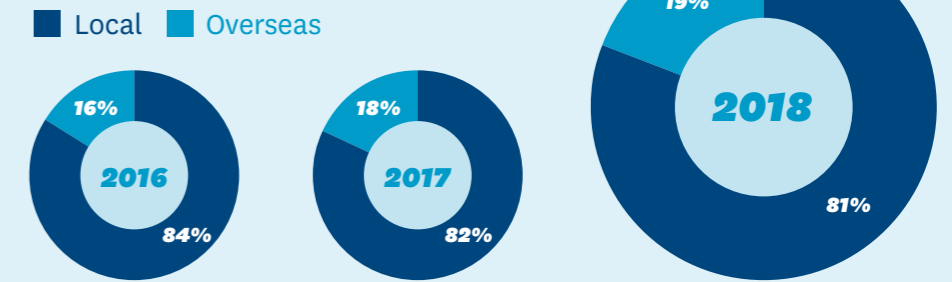
Gender (students)  Male 18,192
Female 24,525
Diverse 42

Workload (students)	2016	2017	2018
Full Time	26,478	26,632	26,954
Part Time	15,388	15,670	15,805
Total	41,866	42,302	42,759

Ethnicity (students)	2016	2017	2018
European	16,095	15,587	14,985
Maori	3,183	3,116	3,078
Pacific Island	3,609	3,620	3,704
Asian	16,683	17,607	18,621
MELAA	1,389	1,460	1,559
Other	907	912	812
Total	41,866	42,302	42,759

Age group (students)	2016	2017	2018
18 or less	2,042	1,950	2,085
19 - 20	11,566	11,510	11,567
21 - 23	13,645	13,993	13,967
24 - 29	7,363	7,590	7,829
30 - 39	4,028	4,126	4,324
40+	3,222	3,133	2,987
Total	41,866	42,302	42,759

Residency (students)



Residency (students)	2016	2017	2018
Local	35,183	34,876	34,739
Overseas	6,683	7,426	8,020
Total	41,866	42,302	42,759

International Students (headcount)



Top 10 countries	2018
China	3,870
United States	630
India	536
Malaysia	450
South Korea	236
Indonesia	193
Iran	153
Hong Kong	132
Vietnam	125
Japan	117



**NEW ZEALAND'S
TOP RANKED
UNIVERSITY***

*QS World University Rankings 2019

#1 IN NEW ZEALAND
for 37 of the 41 subjects
in which we are ranked*

*QS World University Rankings by Subject 2019

Programme enrolments by faculty	2016	2017	2018
Arts	7,327	7,073	7,044
Auckland Bioengineering Institute	87	87	107
Business and Economics	7,248	7,393	7,404
Creative Arts and Industries	1,838	1,895	1,936
Education	3,327	3,139	2,968
Engineering	4,328	4,640	4,926
Law	1,854	1,778	1,802
Liggins Institute	46	58	56
Medical and Health Sciences	6,360	6,518	6,608
Science	8,943	9,090	9,415
University Programmes	2,584	2,704	2,557
Total	43,942	44,375	44,823

Note:

- Conjoint degrees, PhD and other doctorate enrolments are reported with their sponsoring faculty. For example, a student enrolled in BA/BSc will be distributed between Science and Arts at a ratio of 50/50.
- Students enrolled in more than one qualification during the year are counted in each qualification.
- Adult and community education enrolments are not included.

Qualifications awarded by faculty	2016	2017	2018
Arts	2,064	1,949	1,986
Auckland Bioengineering Institute	7	20	13
Business and Economics	1,965	2,120	2,139
Creative Arts and Industries	615	456	608
Education	1,165	1,169	1,090
Engineering	947	1,157	1,311
Law	381	425	361
Medical and Health Sciences	2,260	2,139	2,333
Science	2,349	2,348	2,346
University Programmes	209	206	133
Total	11,962	11,989	12,320

Completions by qualification	2016	2017	2018
Doctoral	365	435	394
Masters	1,511	1,669	1,990
Bachelor Honours	660	486	620
Postgraduate Diploma / Certificate	2,476	2,267	2,415
Bachelors	5,656	5,798	5,659
Undegraduate Diploma/Certificate	623	635	559
Total	11,291	11,290	11,637

Note:

- Formal qualifications only are included for EFTS and completions.

\$206.9 MILLION

Public good research income 2018



\$76.3 MILLION

Private good research income 2018

Research	2016	2017	2018
Public good research income (NZ and International) (\$m)	143.1	164.9	206.9
Private good research income (NZ and international) (\$m)	107.0	95.8	76.3
Total research income	250.1	260.7	283.2



#1 UNIVERSITY IN THE WORLD FOR SUSTAINABLE IMPACT*

*THE University Impact Rankings 2019

2018 research commercialisation (Auckland UniServices Ltd.)

- Generated \$169.4m of new research contracts
- 84 patents licensed
- 11 businesses created to commercialise University research

QS STARS™
RATING SYSTEM

2019 ★★★★★+



#1 IN NEW ZEALAND FOR GRADUATE EMPLOYABILITY*

*QS Graduate Employability Rankings 2019

CONTACT:

Email: studentinfo@auckland.ac.nz

Phone: 0800 61 62 63

Fax: 0800 61 62 64