

Key Statistics 2022



6,116

Full-Time Equivalent Staff (FTE)



No.1

Ranked New Zealand University¹



35,828

Equivalent Full-Time Students (EFTS)



Top 50

in the world for 12 subjects²



Top 10

Globally for Sustainable Development Impact³



No.1

in NZ for Graduate Employability⁴

Staff

Students

Staff	2020	2021	2022
Academic	2454	2452	2439
Professional	3530	3534	3677
Total Staff FTEs	5984	5986	6116

Gender (FTE)	2020	2021	2022
Male	2516	2491	2476
Female	3447	3471	3614
Diverse	13	17	22
Not Provided	8	7	4

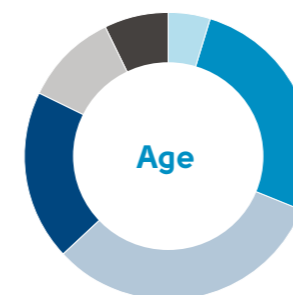
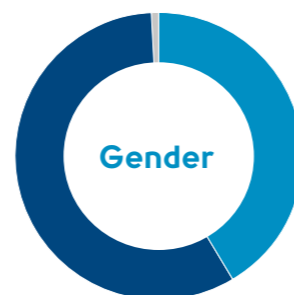
Academic Staff by Position	2020	2021	2022
Professor	14%	13%	14%
Associate Professor	14%	13%	13%
Research Fellow and Senior Research Fellow	15%	16%	15%
Senior Lecturer	23%	23%	22%
Lecturer	7%	7%	6%
Professional Teaching Fellow	14%	15%	17%
Other teaching and research roles	13%	13%	13%

Student Enrolments (EFTS)	2020	2021	2022
Non-Degree	663	733	833
Degree	25008	26830	26315
Taught Postgraduate	5639	6256	5931
Research Postgraduate	2938	2929	2749
Total	34248	36748	35828

Gender (Headcount)	2020	2021	2022
Male	18042	19060	19323
Female	24699	26667	26604
Diverse	259	321	361
Not Provided	0	0	1

Ethnicity (Headcount)	2020	2021	2022
European	14308	15372	14906
Maori	3073	3363	3285
Pacific Island	3714	4058	4043
Asian	19611	20965	21796
MELAA	1607	1689	1675
Other	687	601	584

Age group (Headcount)	2020	2021	2022
18 or less	1871	2245	2401
19-20	11767	12115	12046
21-23	14142	14800	14702
24-29	7729	8709	8577
30-39	4563	4902	5083
40+	2928	3277	3480



¹ Times Higher Education World University Rankings 2023 and QS World University Rankings 2023

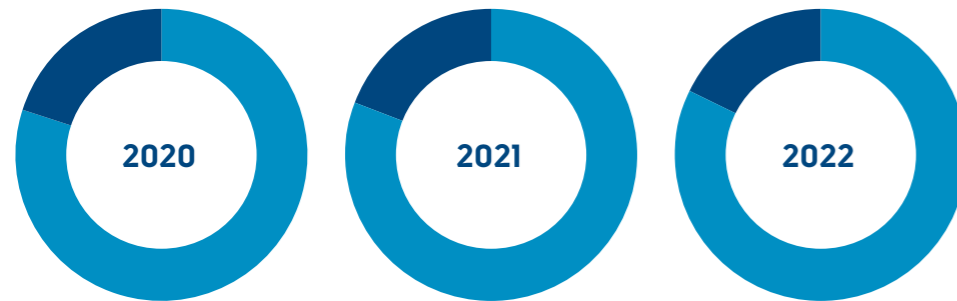
² QS World University Rankings by Subject 2022

³ Times Higher Education Impact Rankings 2022

⁴ QS Graduate Employability Rankings 2022

Students cont.

Residency (Headcount)	2020	2021	2022
Local	34801	37947	38012
Overseas	8199	8101	8277



International (Headcount)	2020	2021	2022
China, People's Republic of	4407	5052	5433
India	606	390	319
Korea, Republic of	259	263	272
Malaysia	307	265	244
United States	399	162	207
Indonesia	189	160	160
Hong Kong	150	163	143
Vietnam	147	150	130
Iran	141	130	111
Taiwan	72	79	94



Overall Students (EFTS)

Segment	2020	2021	2022
Pipeline UG	19184	19786	18644
School Leavers	5824	7044	7670
Other Postgraduate	4651	5121	4687
Doctoral	2247	2220	2120
Working professionals	1679	1844	1874
Foundation	663	733	833

Māori Students (EFTS)

Tertiary Provider	2022
University of Auckland	670
Massey University	510
University of Canterbury	445
University of Waikato	365
University of Otago	305
Victoria University of Wellington	295
Auckland University of Technology	235
Lincoln University	30

Note: Numbers shown are for NZQA level 8 EFTS and or above. The source is Education Counts 2022.

Pacific Students (EFTS)

Tertiary Provider	2022
University of Auckland	690
Auckland Universities of Technology	290
Massey University	220
Victoria University of Wellington	165
University of Otago	140
University of Waikato	125
University of Canterbury	120
Lincoln University	20

Note: Numbers shown are for NZQA level 8 EFTS and or above. The source is Education Counts 2022.

Research



\$220M
Research Contracts



49

Patents Licensed



\$210M
Public sector /
Government research
income



\$22.6M
Private Sector
research income

Research Income Groups	2020	2021	2022
Domestic Public Sector / Governments (\$m)	175.4	191	199.5
Overseas Government / Public Sector (\$m)	10.7	10.9	10.5
Private Sector (\$m)	18.7	16.4	22.6
Other (\$m)	67.4	72.4	96.1
Total Research Income	272.2	290.7	328.7