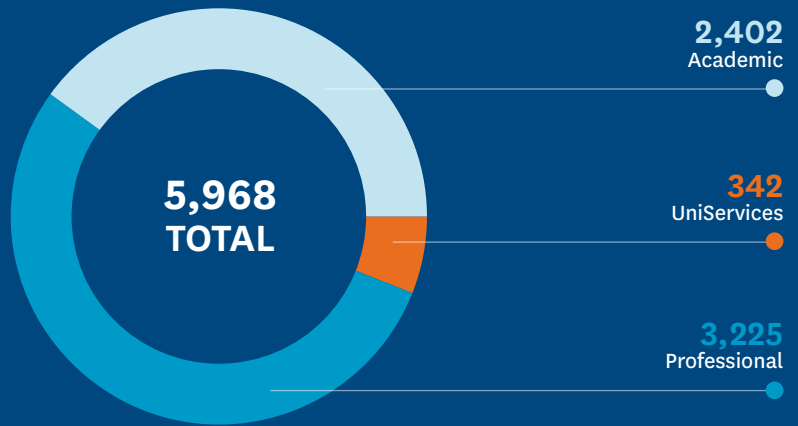


Key Facts and Figures 2019

Note: figures on these pages are rounded

Full-Time Equivalent Staff (FTE)

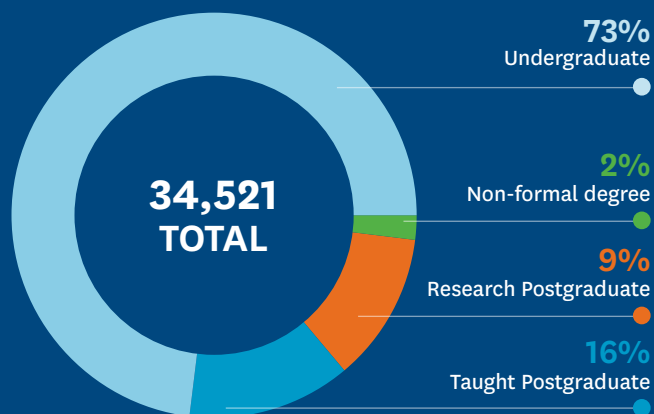


Academic staff by position (FTE)

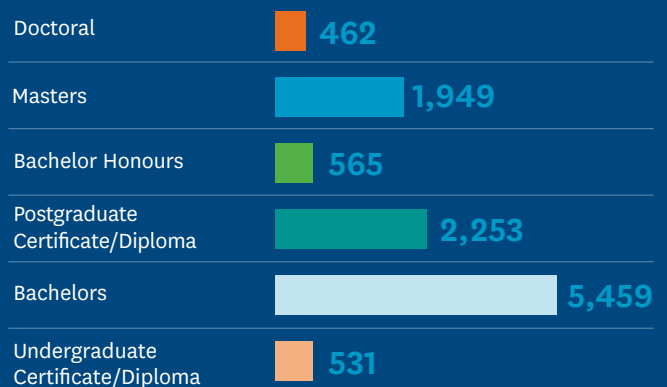
Male Female



Equivalent Full-Time Students (EFTS)



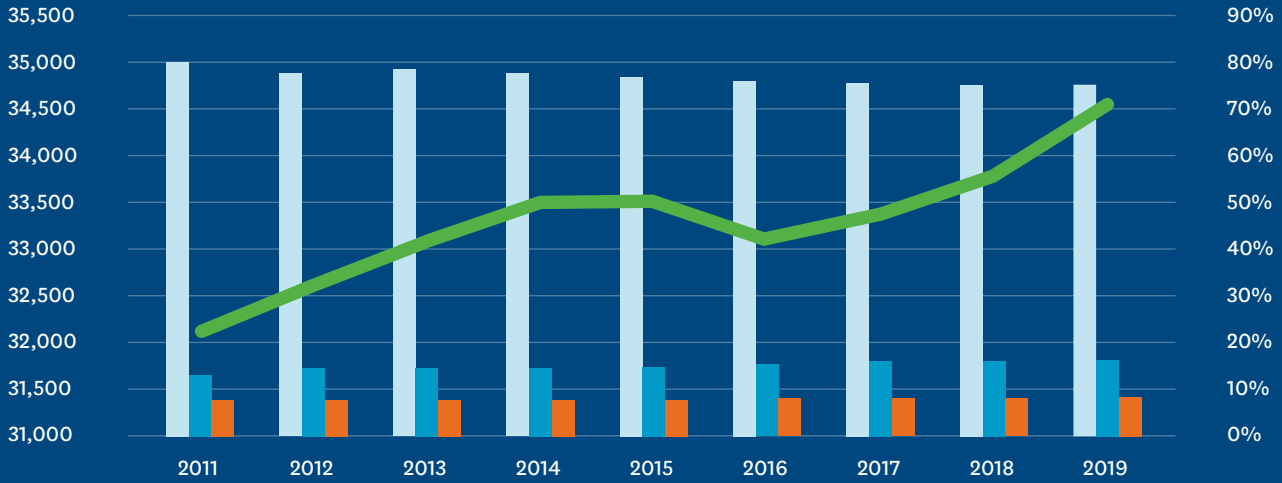
Completions by qualification



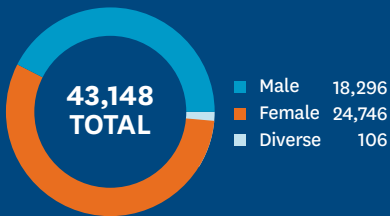
Note: EFTS include English Language Academy (289) and UniBound Programme (22)

EFTS 2011-2019

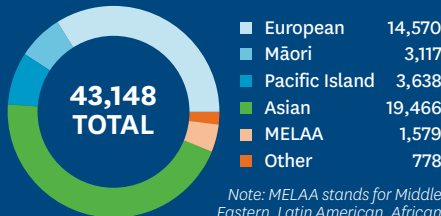
■ EFTS ■ % Undergraduate ■ % Taught Postgraduate ■ % Research Postgraduate



Note: Undergraduate and non-formal degree EFTS are combined.

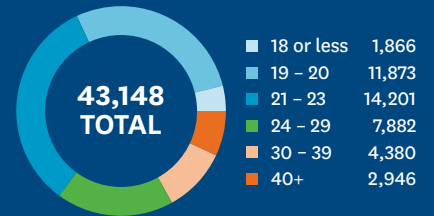


Gender (headcount of students)



Note: MELAA stands for Middle Eastern, Latin American, African

Ethnicity (headcount of students)



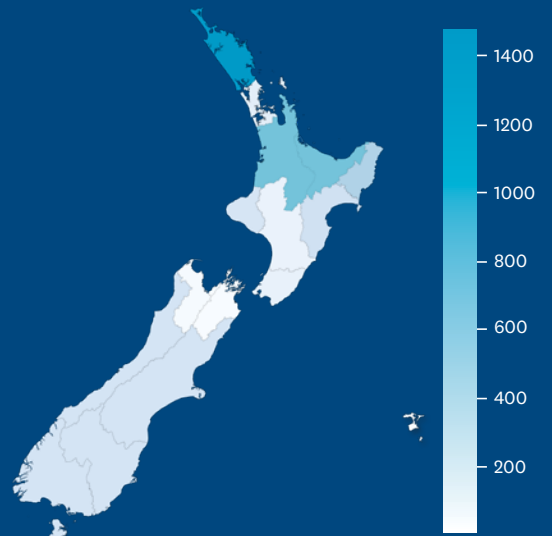
Age group (headcount of students)

International students



China	4,390	Iran (Islamic Republic of)	146
India	655	Hong Kong	141
United States	611	Vietnam	135
Malaysia	391	United Kingdom	131
Korea, Republic of	223	Other countries	1,652
Indonesia	203	Total	8,678

Students by iwi affiliation



Note: In cases where a student has more than one iwi affiliation, all affiliations for the student are represented.