

TATAURANGA MĀORI 2023



448

Full-Time Equivalent
Staff (FTE)



No.1

Ranked New Zealand
University¹



Top 50

in the world
for 8 subjects²



No.1

in NZ for Graduate
Employability³

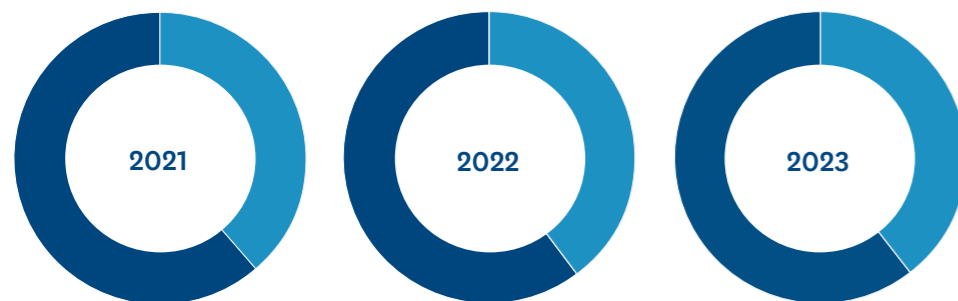


2,288

Equivalent Full-Time
Students (EFTS)

Staff

Staff (FTE)	2021	2022	2023
Academic	152	168	177
Professional	239	253	271
Total	391	421	448



Gender (FTE)	2021	2022	2023
Female	249	261	287
Male	139	155	157
Diverse	0	5	4
Not Provided	3	0	0

Academic Staff by Position	2021	2022	2023
Professor	11%	13%	14%
Associate Professor	11%	11%	12%
Research Fellow and Senior Research Fellow	12%	8%	16%
Senior Lecturer	23%	23%	19%
Lecturer	13%	5%	11%
Professional Teaching Fellow	17%	26%	18%
Other teaching and research roles	13%	14%	10%

Age group (Headcount)	2021	2022	2023
18 and below	157	147	135
19 - 20	788	760	728
21 - 23	947	897	867
24 - 29	721	713	626
30 - 39	398	410	388
40 +	352	358	348

Student enrolments by Market segment (EFTS)	2021	2022	2023
Foundation	98	87	75
School Leavers	389	347	332
Other Undergraduate	1532	1462	1403
Working professionals	162	168	143
Postgraduate Pathways	284	263	218
Doctoral	103	111	117
Total	2568	2438	2288

Students

Gender (Headcount)	2021	2022	2023
Female	2231	2146	2002
Male	1088	1098	1042
Diverse	44	41	48

¹ Times Higher Education World University Rankings 2023 and QS World University Rankings 2023

² QS World University Rankings by Subject 2023

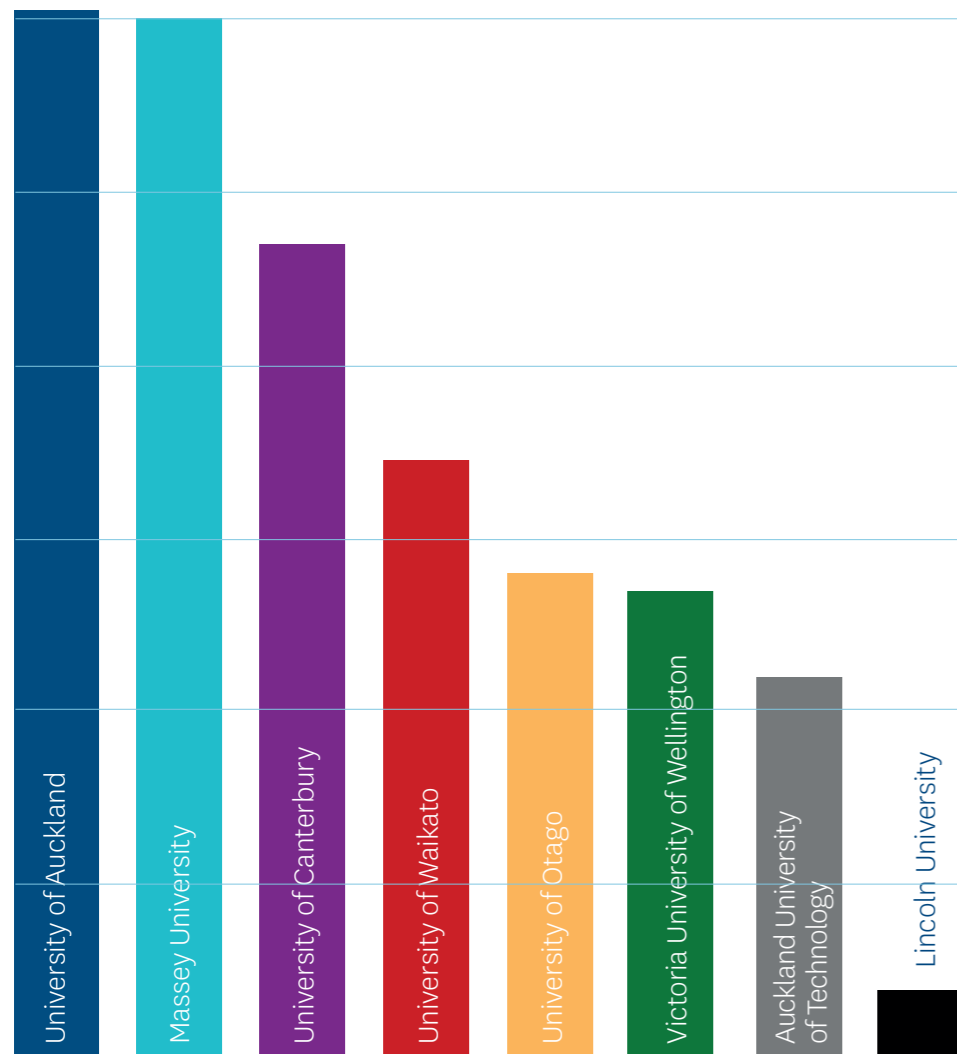
³ QS Graduate Employability Rankings 2023

Students cont.

Tertiary Provider (EFTS)

Tertiary Provider (EFTS)	2023
University of Auckland	605
Massey University	600
University of Canterbury	470
University of Waikato	345
University of Otago	280
Victoria University of Wellington	270
Auckland University of Technology	220
Lincoln University	40

Note: Numbers shown are for NZQF level 8 EFTS and above, Source is Education Counts 2023



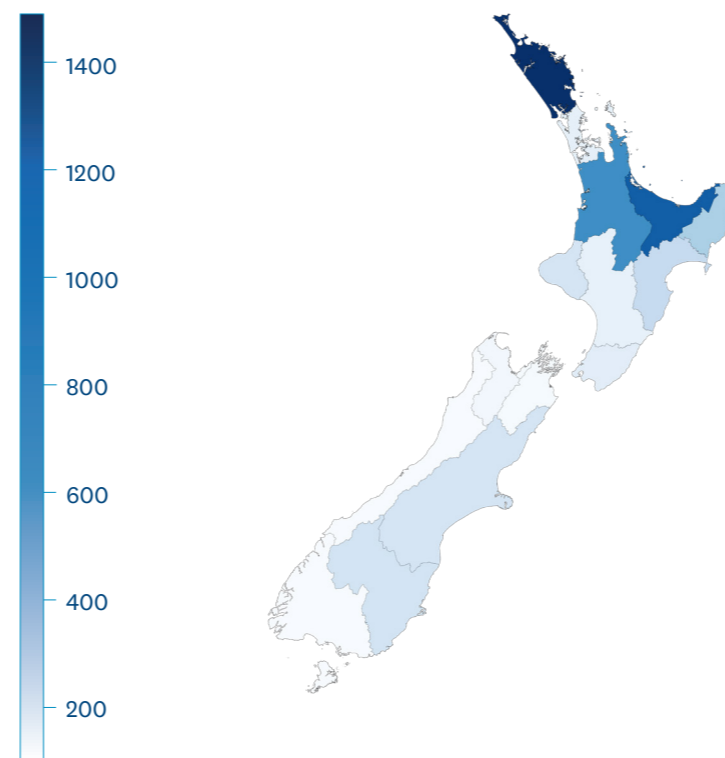
Note: Numbers shown are for NZQF level 8 EFTS and or above, Source is Education Counts 2023

Completions by qualification (Headcount)

Qualification	2021	2022	2023
Certificate	68	58	49
Diploma	5	4	1
Bachelors	384	320	353
Postgraduate	334	339	362
Doctoral	17	19	22
Total	808	740	787

Note: Formal qualifications only are included for EFTS and completions.

Students by iwi affiliation



Note: In cases where a student has more than one iwi affiliation, all affiliations for the student are represented. Map Template: Stats NZ. Source: UoA UDW

Māori Led Research Entities

- Ngā Pae o te Māramatanga
- Tōmaiōra Māori Health Research Group
- James Henare Māori Research Centre
- Mira Szaszy Research Centre for Māori and Pacific Economic Development
- MĀPIHI Māori and Pacific Housing Research Centre
- Te Pūtahi o Pūtaiao – Centre for Pūtaiao
- Te Puna Rangahau o te Waiariki – Te Aotearoa New Zealand Centre for Indigenous leaders and the Law



Top 10
Globally for Sustainable
Development Impact⁴

The Sustainable Impact ranking considers:

- Equitable access to educational resources for any ethnic group, including Māori.
- Targeted admission policy to encourage Māori and Pacific students.
- Cross-cultural training/awareness.
- Preservation and promotion of intangible Māori cultural heritage.
- Prominent roles in place – Pro Vice-Chancellor Māori – to recognize and engage local Māori stakeholders.